



Welcome to Standic Dordrecht

Instructions competence test

EN



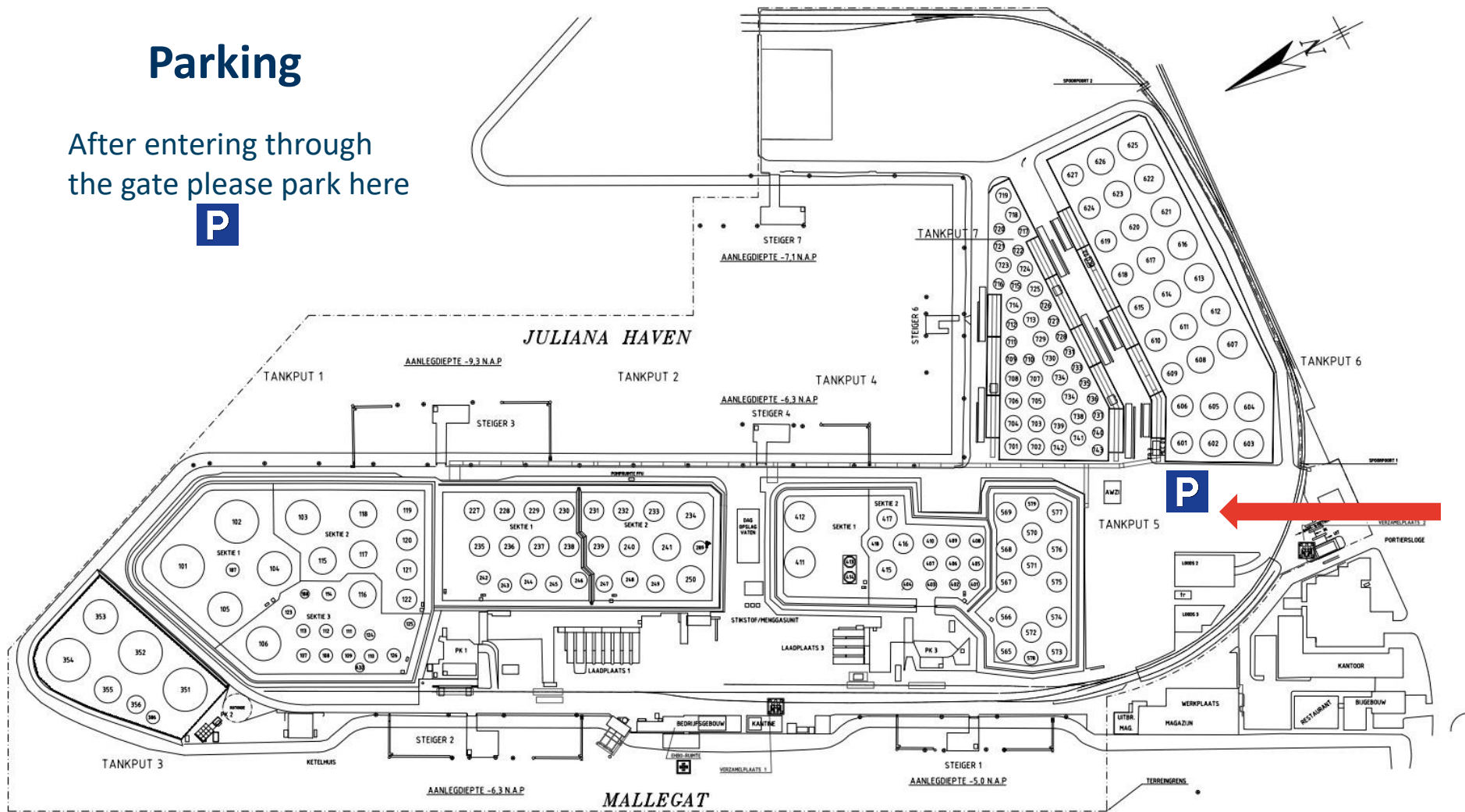
Introduction

Due to safety reasons, all truck drivers must be able to communicate verbally in either Dutch, English, German or the French language. During the drivers first visit he/she will have to take a mandatory entry test. This test will establish that the driver is competent in one of the obligated languages and can in case of a calamity converse with employees of Standic. The contents of the entry test is an instruction film explaining our terminal regulations, which is available in all European languages. Thereafter, a test, at driver's preference in one of the obligated languages (Dutch, English, French or German). Upon a successful completion of the test, which has a validity of two years the driver will have access to the terminal.

If you need any further information, please contact our Customer Service Department.

Parking

After entering through the gate please park here



Parking



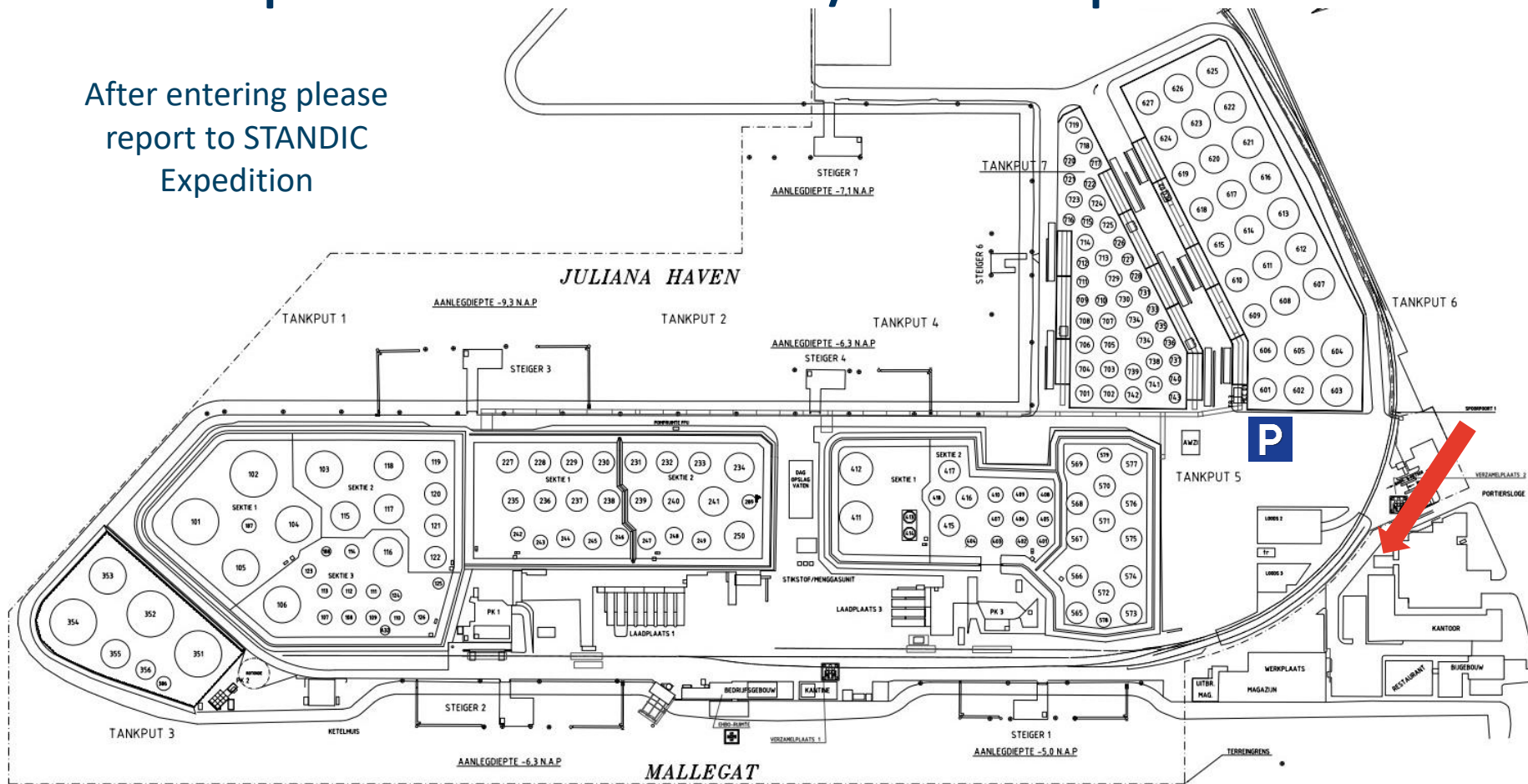
After entering
through the gate
please park here



- park only in the designated parking spots
- parking within 5 meters of safety equipment and/or fire extinguishers is forbidden
- parking in other areas is also forbidden

Reception = Customer Service / Standic expedition

After entering please
report to STANDIC
Expedition



Reception = Customer Service / Standic expedition

After entering please report to STANDIC Expedition.
Requirements for drivers:

- driver license/identification
- required documents
- valid ADR certificate (if applicable)
- personal protective equipment / clothing

 **register through the computer**



Personal protective equipment

Do you have personal protective equipment with you?

- overall (anti static EN1149/5 and flame retardant ISO11612)
- safety shoes (S3)
- safety helmets
- safety glasses with side protection or chemical protective glasses

 **without these items, it is prohibited to enter the terminal**



ISO 11612/11416
EN 1149-5/13034




Personal protective equipment

Depending on the product, additional protective equipment / clothing may be required:

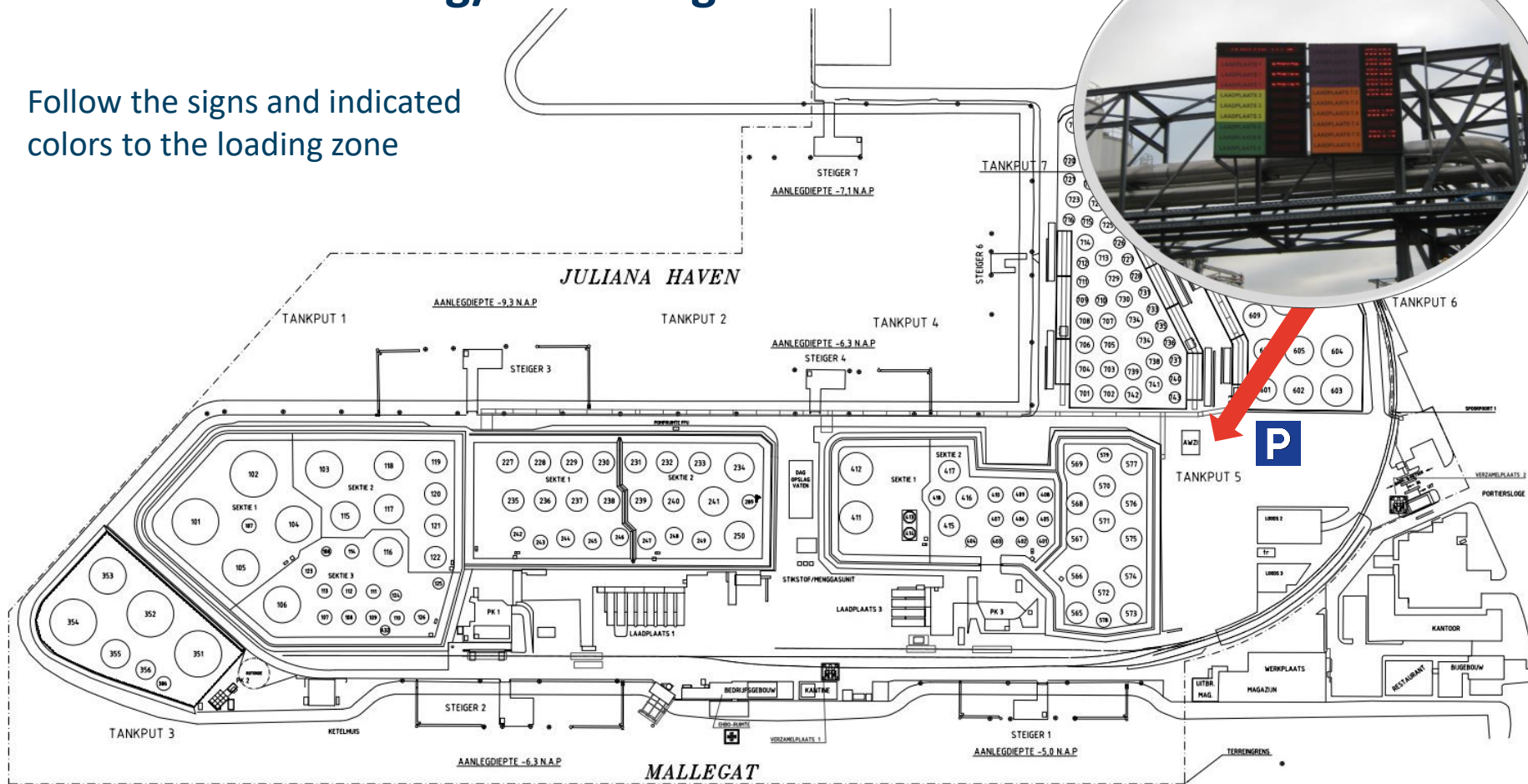
- chemical suit (anti static EN1149-5, flame retardant ISO11416, liquid-tight type 6 and spray-proof type 4)
- acid goggles / facemask
- filter mask (no (stubble) beard allowed, mask must fit completely against the face)
- chemical gloves



 if use of these items is mandatory and you do not have it with you, you are not permitted to enter the terminal.

To the loading/unloading zone

Follow the signs and indicated colors to the loading zone



To the loading/unloading zone

Follow the signs and indicated colors to the loading zone:

- traffic regulations same as for public roads
- max. speed 15 km/h
- follow the designated routes marked on the terminal
- follow the detours (if indicated)
- mobile phones are strictly prohibited in the loading areas
- work clothes / PPEs should be worn



During loading/unloading

The following activities are strictly forbidden:

- connecting/disconnecting hoses without assistance
- operating terminal valves without assistance
- manipulating overflow safety and/or earthing
- driving to the loading areas without assistance

 **directions from the operator present must be followed at all times**

 **hand-in the workorder to the operator present**

During loading/unloading

Rules during loading or unloading:

- drivers should stay with the vehicle during loading and unloading (**not inside the cabin**)
- ignition to be switched off
- key remains in ignition / contact lock or in cabin



After loading/unloading

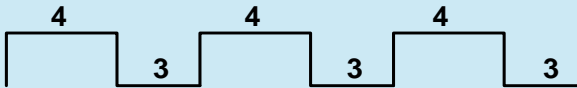
Rules after loading or unloading:

- after loading or unloading park the truck in the parking area
- report to the CSE counter
- leave the terminal through the gates

In case of emergency on the terminal



- in the event of an (acoustic) terminal alarm please stop what you are doing in a safe manner

Alarm:  2 min

End alarm: _____ 1 min

- follow the instructions provided by standic personnel
- move upwind to the assembly area
- stay at the assembly area until further notice



In case of emergency on the terminal



- stop what you are doing
- park along the road
- keep the roads clear
- turn off the engine, leave the key in the car
- report to the assembly area



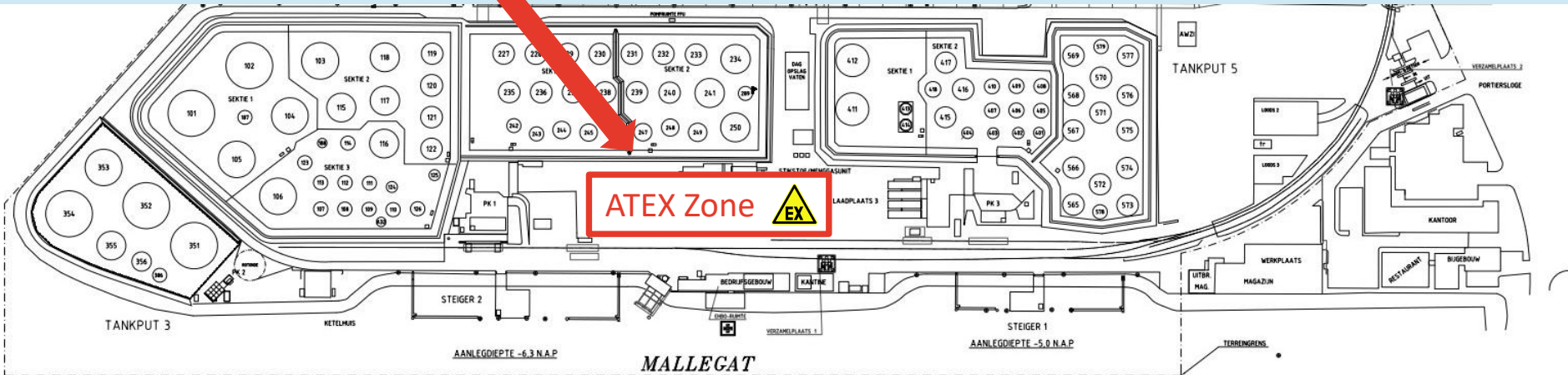
Increased risk of fire and explosion



- some products that we store have an increased risk of fire and explosion
- these products are in the atex zone



ATEX zone



Working at heights

- use the tanker safety rail at all times
- or
- use the facilities provided at the loading area



Other rules on the terminal

- report spills/fire/accidents to the operator immediately
- the use of mobile phones at the loading areas is forbidden
- photography/video recordings are forbidden
- keep the work area clean
- food and drinks are forbidden in the loading zone
- do not leave litter on the terminal
- drivers are forbidden from spending the night at the terminal
- passengers and pets are not permitted
- persons under the age of 18 are prohibited from entering the terminal
- smoking is forbidden on the terminal and in the cabin
- smoking permitted in the designated smoking area (near the customer service counter)
- alcohol, drugs and weapons are forbidden
- open flames are forbidden



Other rules on the terminal

Failure to comply with the rules on the terminal may result in a penalty (for a minor violation) or even a terminal ban (for a serious violation or multiple violations). the driver is then (temporarily) no longer welcome to the terminal. if other rules apply (temporarily) at the terminal, you will find them at the customer service desk.

